



Automizer Helping-Hand™



Automizer Helping-Hand™

PRODUCTIVITY AND RELIABILITY IN A SINGLE PACKAGE

With thousands of vehicles on the road, Labrie™ stands as a major force in the North American marketplace. The brand is renowned for designing and manufacturing high-quality, innovative waste collection vehicles that endure the test of time, featuring seamless bodies and robust arms. In response to the ever-evolving industry demands, Labrie introduced the Automizer Helping-Hand™ to cater to clients seeking enhanced versatility.

This innovation combines our High Efficiency straight frame ASL body with the smooth and user-friendly Helping-Hand™ automated arm, resulting in the ultimate combination of efficiency and simplicity. Additionally, a low load sill, along with a curbside access door for hand-loading, further enhance this package of unmatched versatility and seamless performance.

Laying the foundations for a truly exceptional product.

LABRIE™ INNOVATIONS

With a strong emphasis on innovation, Labrie's engineering team has crafted a comprehensive range of customizable options to cater to even the most stringent customer requirements. We are poised and eager to embrace emerging industry trends and fulfill evolving customer demands. This perpetual cycle of innovation positions Labrie™ as the forefront leader in side loader solutions across North America.

WEIGHT DISTRIBUTION

Over years of innovation, Labrie™ trucks prioritize ideal weight distribution in all models. Our ongoing objective is to achieve the perfect material balance, ensuring models collect more waste while maintaining the highest legal payload.

Up to 850 lbs/yd³ compaction

Tapered body for improved compaction

Enclosed hopper to keep waste in

6 yd³ hopper capacity

Proportional joystick, electric over hydraulic

Tailgates ranging from 0 yd³ to 6 yd³ based on body capacity

20 yd³ to 37 yd³ body sizes available

Zinc-plated hydraulic tubing

Single piece body walls for increased strength

Helping Hand™

- 10 foot reach
- 400 lb lifting capacity
- 13 sec packing cycle

New sump box 700% larger



ENVIROLINK™ HAS LAID THE FOUNDATIONS FOR A BRAND-NEW ERA IN TRUCK INTELLIGENCE.

An improved multiplex network and analog system, cameras and monitors, scales, diagnostic tools, safety interlocks, alerts, GPS tracking, and more are now packaged in a more precise, reliable, and efficient Smart Collection Package.

	AUTOMATED	MANUAL	RESIDENTIAL	COMMERCIAL	DEMOLITION	ORGANICS	ALLEYS TIGHT AREAS	RECYCLING	TIPTO DUMP	FULL EJECT	SPLIT BODY	50>82 DGE	50>96 DGE	50>100 DGE	60>97 DGE	FRAME	ROOF	CAB	TAILGATE	EV
Automizer Helping-Hand™	●		●					●	●		●			◆ CNG			◆ CNG	◆ CNG	◆ CNG	



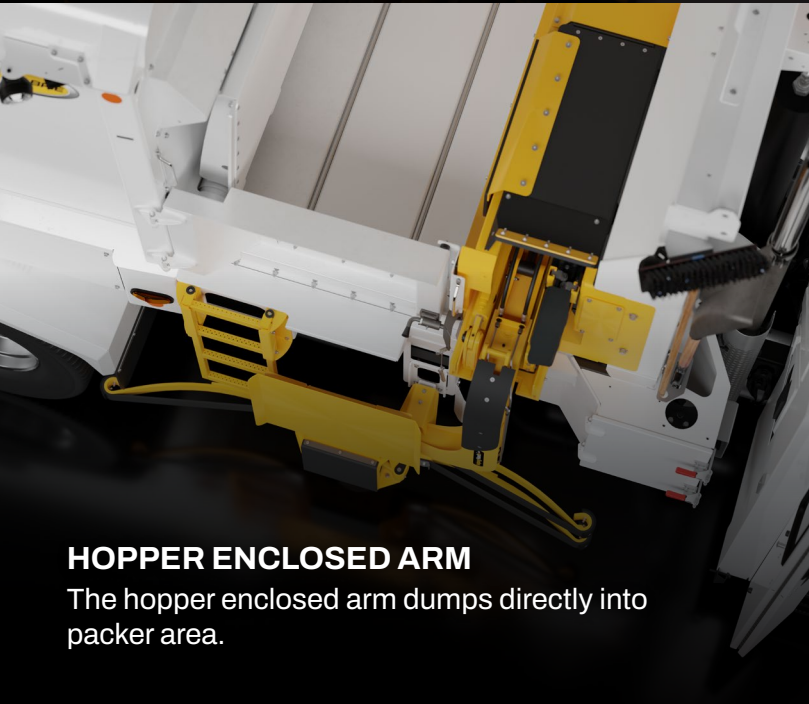
ABRASION RESISTANT STEEL

Labrie™ Side Loaders feature abrasion-resistant steel on all hopper floors, sides, and bodies, ensuring they are strong, durable, and lightweight. Ideal for building rugged hoppers without sacrificing payload.



EASY, SAFE 1-MAN OPERATION

The Automizer Helping-Hand™ offers versatile operation with multiple driving configurations, enabling efficient one-man operation. Stand-up drive positions are available on either or both sides of the truck for added convenience and safety.



HOPPER ENCLOSED ARM

The hopper enclosed arm dumps directly into packer area.



HOPPER ROOF

For the most demanding applications, a hopper roof option is available.



SINGLE SHEET OF STEEL ON THE BODY SIDES

Body walls are made from a single piece of abrasion-resistant steel, providing increased strength and a seamless surface perfect for graphics. This results in greater structural integrity, eliminating the need for reinforcement posts and reducing potential weld seam cracks or corrosion.



SPLIT BODY VERSATILITY

Choose from a 50/50, 40/60, or 60/40-split configuration to maximize payload and adapt to route diversion rates.

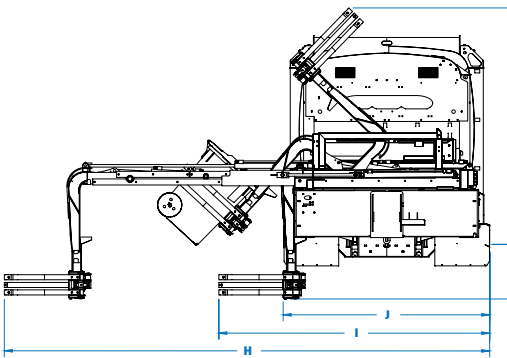
Automizer Helping-Hand™ Specifications

Body Specifications

Body Floor	0.157" AR450 175,000psi
Body Sides (lower)	10ga A1011 80,000psi
Body Roof	12ga A1011 80,000psi
Tailgate	12ga A1011 80,000psi

Cylinder Specifications

Body Lifting Cylinder (20 yd³ bodies)	4 stages 6-1/16" bore x 150" stroke
Body Lifting Cylinder (27-31 yd³ bodies)	4 stages 6-1/16" bore x 180" stroke
Packer Cylinders	4" bore x 2-1/2" rod x 40" stroke
Tailgate Cylinders	2-1/2" bore x 1-3/4" rod x 39" stroke
Arm extension 1st Cylinder	2" bore x 1-1/4" rod x 70" stroke
Arm extension 2nd Cylinder	2" bore x 1-1/4" rod x 36" stroke
Lifting Cylinder	3" bore x 1-1/2" rod x 16" stroke
Grabber Cylinder	1-1/2" bore x 1" rod x 6-1/4" stroke



Hopper Specifications

Hopper Size (yd³)	4
Hopper Floor	1/4" AR450 175,000psi
Hopper Sides (lower)	1/4" AR450 175,000psi

Hydraulic Specifications

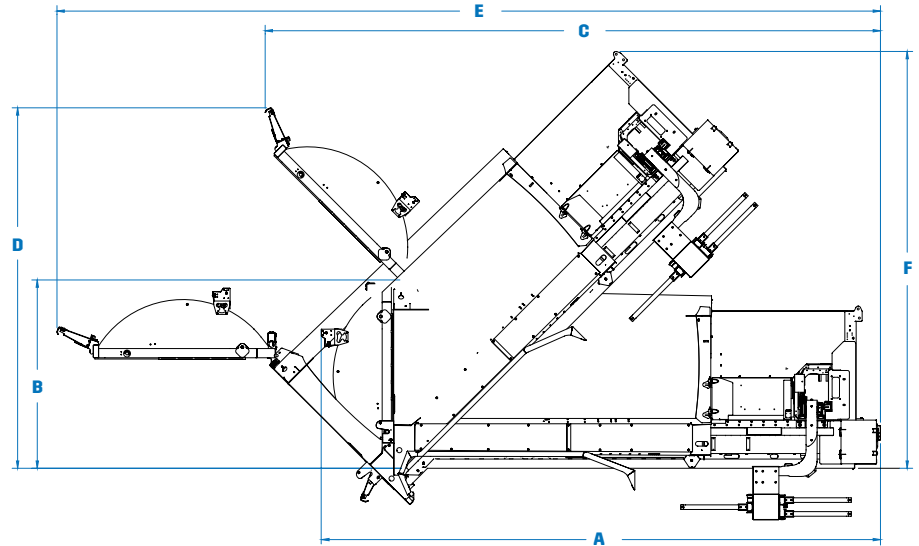
Pump Make & Model	Dual Vane
Pump Capacity	BODY: 20 gpm@700 rpm; ARM: 16 gpm@700 rpm
Max. Operating Pressure	2,250 psi
Oil Reservoir	94 gal

Arm Specification

Arm Lift Capacity	400 lbs
Arm Reach	120"
Swing out	30"
Arm Controls	Proportional joystick, electric over hydraulic

Packer Specifications

Compaction ratio (lbs/yd³)	900 (650 on single axle chassis)
Packer Panel Face Plate	1/4" 100QT 100,000psi
Packer Width	71"
Packer Height	16"
Packer Stroke	40"



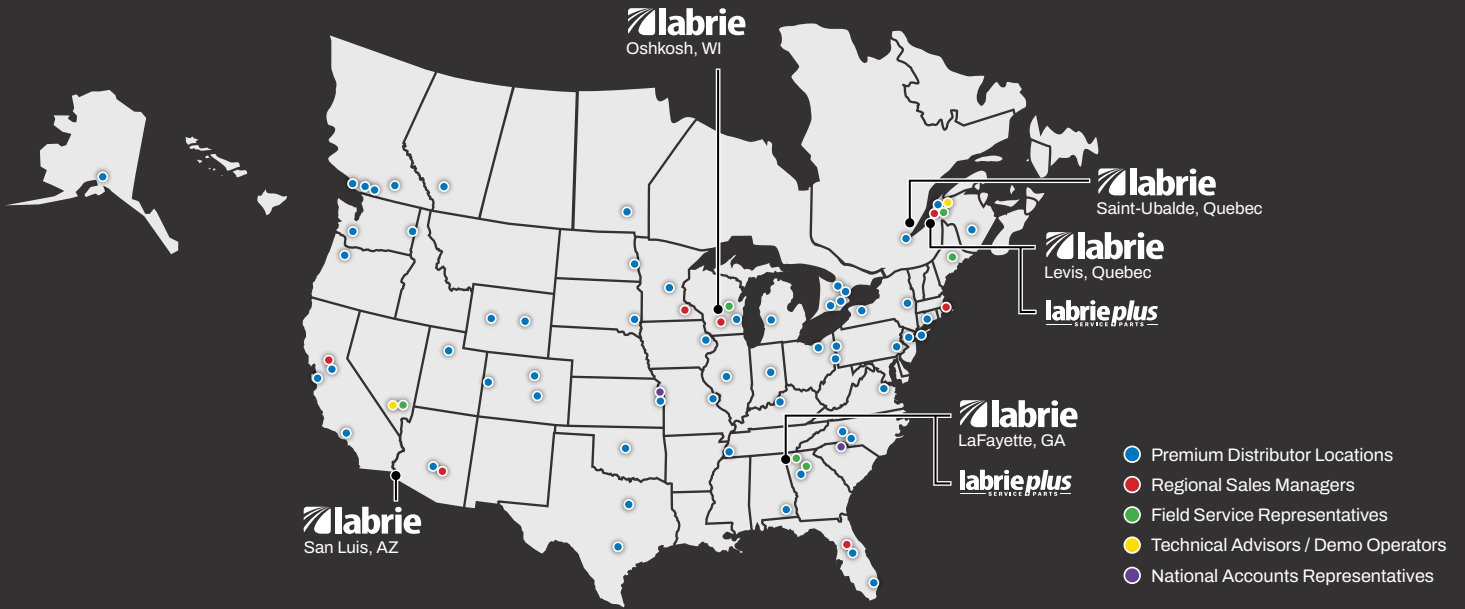
Body Dimensions

	20yd ³ (20+0)	22yd ³ (20+2)	24yd ³ (20+4)	27yd ³ (27+0)	29yd ³ (27+2)	31yd ³ (27+4)	33yd ³ (27+6)	31yd ³ (31+0)	33yd ³ (31+2)	35yd ³ (31+4)	37yd ³ (31+6)
A. Overall Length, Tailgate Closed (in.)	244	250	263	284	290	303	318	314	320	333	348
Overall Width (in.)	102	102	102	102	102	102	102	102	102	102	102
B. Overall Height Above Frame, Tailgate Closed (in.)	103	103	103	103	103	103	103	103	103	103	103
C. Overall Length, Tailgate Open (in.)	294	294	294	334	334	334	334	364	364	364	364
D. Overall Height Above Frame, Tailgate Open (in.)	197	197	197	197	197	197	197	197	197	197	197
E. Overall Length, Dumping Position (in.)	408	408	408	447	447	447	447	474	474	474	474
F. Overall Height Above Frame, Dumping Position (in.)	201	201	201	228	228	228	228	242	242	242	242
G. Overall Height Above Frame When Dumping (in.)	117	117	117	117	117	117	117	117	117	117	117
H. Overall Width, Arm Out, Grabber Closed (in.)	243	243	243	243	243	243	243	243	243	243	243
I. Overall Width, Arm In, Grabber Closed (in.)	134	134	134	134	134	134	134	134	134	134	134
J. Overall Width, Arm In, Grabber Open (in.)	102	102	102	102	102	102	102	102	102	102	102
K. Distance between bottom of Grabber and chassis frame rail (in.)	21/27	21/27	21/27	21/27	21/27	21/27	21/27	21/27	21/27	21/27	21/27

Performance Specifications

Arm In (96" reach)	3.6 sec @ 700 rpm	Packer complete cycle without regeneration	12 sec @ 1200 rpm
Arm In (120" reach)	4.5 sec @ 700 rpm	Packer complete cycle with regeneration	14 sec @ 700 rpm
Arm Out (96" reach)	4.8 sec @ 700 rpm	Tailgate Open	21 sec @ 700 rpm
Arm Out (120" reach)	6.0 sec @ 700 rpm	Tailgate Close (with Safety Flow limiter)	26 sec @ 700 rpm
Arm Up	2.5 - 3.0 sec @ 700 rpm	Body Up (depending on body size)	30-40 sec @ 700 rpm
Arm Down	2.5 - 3.0 sec @ 700 rpm	Body Down (depending on body size)	15-25 sec @ 700 rpm
Grabber Open	1.3 - 1.8 sec @ 700 rpm	Crusher panel Up	5 sec @ 700 rpm
Grabber Close	1.0 - 1.5 sec @ 700 rpm	Crusher panel Down	4 sec @ 700 rpm

Note: Specifications subject to change without notice



Our North American network is dedicated to quality.

Labrie™ trucks are supported by over 30 top-tier distributors spanning across 50+ sites in the US and Canada, guaranteeing a commitment to driving excellence and providing expert support.



Opt for the Labrie™ Pronto Stock Program when a pre-built model makes sense. Benefit from expedited delivery, cost savings, and a wide selection of models designed to cater to even the most demanding collection needs.



With Sourcewell, save time and money by combining the buying power of more than 50,000 government, education, and nonprofit organizations.



DRIVE EXCELLENCE™



175-B, route Marie-Victorin, Lévis, Quebec, Canada, G7A 2T3
 Toll Free: 1-800-463-6638 | Telephone: 418-831-8250
 sales@labriegrup.com | www.labriegrup.com



United States of America
 1198 Shattuck Industrial Blvd, Lafayette, GA, 30728
 Toll Free: 1-800-231-2771
 usa.labriepus.com | partscenter@labriepus.com

Canada
 175-A, route Marie-Victorin, Lévis, Quebec, Canada, G7A 2T3
 Toll Free: 1-877-452-2743
 canada.labriepus.com | labriepusqc@labriepus.com