

WITTKE



WITTKE

Wittke™ Front Loaders

Starlight | Superduty | Featherweight

Anything is Possible with a Wittke™ www.wittke Trucks.com



Wittke™, improving payloads and productivity since 1994

A front loader doesn't need to be heavy to be rugged and strong. The Wittke™ body is constructed mostly with Abrasion Resistant Steel (AR450), which allows for a higher payload capacity. This means Wittke™ units can carry more waste and earn more cash.

Wittke™ front loaders are known for their reliability and strength, and they feature the industry's fastest and smoothest arm cycle, making daily routes more efficient.

The Wittke™ front loader design includes features that decrease maintenance needs and ensure its reliability for years to come. With its high payloads, efficient operation, and easy mechanical serviceability, the Wittke™ front loader provides an ideal total cost of ownership.

"For over 20 years the Wittke Front Loader has been a corner-stone of refuse fleets across North America. It may have been one of the best-kept industry secrets by haulers. With the hybridization of the Labrie Optimizer's innovation and Wittke's proven design, makes it a frontline performer in any fleet. It is no longer a secret that Wittke can outperform its competitors and without a doubt should be the next truck purchase."

Chris Vanderhof
Vice President
Environmental Products Group, Inc.

Decades of Innovation

WITTKE



The Wittke™ name was established in Western Canada during the 1980s and early 1990s when Wittke™ gained market dominance as a manufacturer of commercial steel refuse containers.

In the early 1990s, Wittke™ developed a front load refuse body called the "Pegasus". Wittke™ continued to refine the product, and in the mid-90s launched the most productive front loader in the refuse industry, the Starlight. Targeted specifically for California and the western region of the U.S. and Canada, the Starlight featured a light tare weight, steel weldments of high tensile strength, and quick cycle times.

Wittke™ quickly sold more than 5,000 Starlight bodies, establishing the product as the industry leader. The Superduty, a body specially designed for the stresses and payload requirements of the East Coast market, was then developed and introduced in the early 2000s.

After acquiring the Wittke™ product line in 2006, Labrie Environmental Group utilized its engineering expertise to enhance the Wittke™ front loaders. The Group reintroduced the Wittke™ product line to the market, offering faster, stronger, and lighter front loaders that are reliable and have a low total cost of ownership.

Three Certified Front Loader Solutions

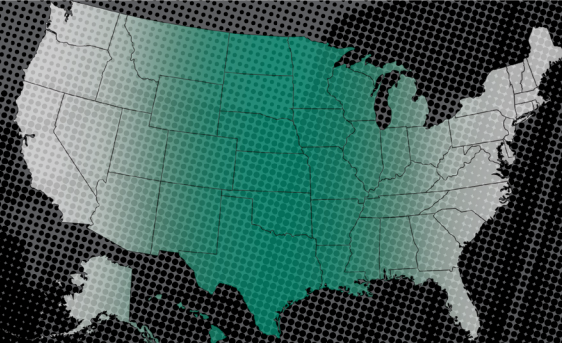
WITTKE™ FEATHERWEIGHT

The Featherweight is a heavy hitter on a light platform. It's the perfect balance between performance and versatility for all routes.



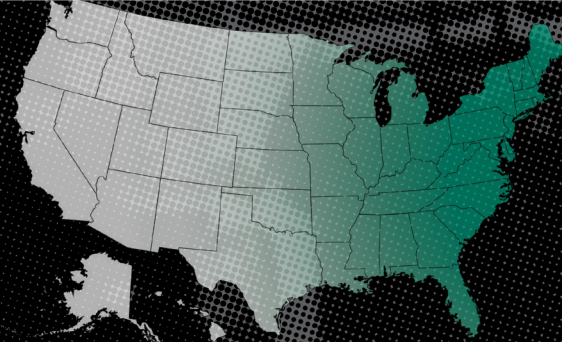
WITTKE™ STARLIGHT

Known for its agility, the Starlight tackles both residential and commercial routes. Its low body weight maximizes the legal payload capacity and its fast-lifting cycle ensures rapid loading on the route.



WITTKE™ SUPERDUTY

The Wittke™ Superduty is the toughest of all front loaders, engineered to require minimal maintenance and provide the lowest total cost of ownership by combining upsized body structural members with time-tested Wittke™ designs.



Laying the foundation for a truly exceptional product.

WITTKE™ INNOVATIONS

By making innovation one of its key focuses, Wittke's engineering experts have developed a full complement of available options over time to meet the most demanding customer specifications.

We are eager and ready to meet new industry trends and customers' needs. This cycle of innovation at Wittke™ makes it the leader for front loader solutions in North America.

WEIGHT DISTRIBUTION

Throughout years of innovation, Wittke™ trucks have always maintained focus on providing optimal weight distribution across all models.

At Wittke™ the goal will always be to find the perfect balance in the use of materials, without compromise, to produce models which collect more waste and provide the highest legal payload.

	AUTOMATED	MANUAL	RESIDENTIAL	COMMERCIAL	DEMOLITION	ORGANICS	ALLEYS TIGHT AREAS	RECYCLING	TIP TO DUMP	FULL EJECT	SPLIT BODY
WITTKE™ Featherweight			●	●				●		●	
WITTKE™ Superduty			●	●				●		●	
WITTKE™ Starlight			●	●				●		●	

Built to Last



ARM TRUNNION BEARINGS

For a truly low maintenance front loader, the parts that receive the most wear need to be made from the strongest materials. A front loader's arms cycle hundreds of times per day, and typical bushing designs require periodic replacement. However, the Wittke™'s outboard mounted, specifically engineered steel trunnion bearings are designed to last the life span of the unit with proper lubrication.

The kind of detail put into the Wittke™ design is something that won't be found on any other front loader in the industry today.



BODY SIDE MOUNTED HYDRAULIC VALVES

Wittke™ units are equipped with a standard street side main control valve installed behind a hinged protective cover. This valve is controlled by an air over hydraulic control system and plumbed with zinc-coated steel hydraulic lines to prevent corrosion, minimize heat, and reduce maintenance points.

Side mounted hydraulic valves reduce heat soak from engine exhaust when compared to front body installations, prevent damage from debris being packed into the body, and provide easier access for service and maintenance personnel.



ABRASION RESISTANT STEEL

Wittke™ Front Loaders are made from high-quality materials. Strong & durable yet light, Abrasion Resistant steel is used in the body, the packer, the hopper & the tailgate. AR steel is light by design and features 5 times more abrasion resistance than mild steel. It is the ideal material to build a body that needs to be extremely rugged without giving up payload. Such high-quality materials are used to result in savings on maintenance costs over the life of each unit. Additionally, with AR450 providing the greatest tensile strength and lightest weight in its class, Wittke™ units are also designed to achieve higher legal payloads. This results in more efficient routes and increased revenue, even in the most extreme collection applications.



TAILGATE AUTO-LATCH

A tailgate that doesn't require any vertical movement to lock and seal will prevent additional stress and damage to the tailgate seal and improve its longevity.

The tailgate on the Wittke™ front loaders closes straight down and locks without any added friction that may cause premature wear. Wittke™ uses a rock-solid design which optimizes tailgate seal longevity.



SINGLE PIECE BODY SIDE SHEET CONSTRUCTION

Wittke™ units feature a single piece of Abrasion Resistant steel in their body wall construction for increased strength and the fewest number of welded seams possible. Reducing welded seams results in fewer points for corrosion and extends the life of the body. These seamless body sides also provide the perfect surface for branding, graphics, and sign boards.



Featherweight

Starlight
Superduty

High Performance - Fast Cycle Times

*Body weight factored with standard features only and does not include unpublished options. Actual "shipping" weight may vary. Please contact Labrie Environmental Group Sales to verify specific estimates on individual unit specifications.

STRONGEST ARMS

Wittke™ arms deliver the smoothest lifting operation and the quickest cycle time. With the high-flow Muncie pump operating at 60 gallons/min, the packing cycle takes a mere 18 to 20 seconds and a complete arm cycle takes only 12 to 14 seconds, potentially increasing productivity by a minimum of 20 minutes per day on a standard 8-hour shift. Our unique "work-at-idle" feature allows for the quietest early morning collection with no sacrifice to speed or compaction.

SHELF DESIGN & CANOPY SWEEPER

Lower your risk of leaving debris along the route. With a second lifting of the arms, debris can be swept back into the hopper and not allowed to fall on the ground. The canopy sweeper not only increases the operator's line of sight, but it can save at least 30 minutes per week of labor. Wittke™ front loaders also have gutters strategically built into the canopies to direct the flow of fluid into the hopper, thus limiting spillage over the windshield and the cab.

DURASCOPE™ PACKER CYLINDERS*

Packer cylinders operate in one of the harshest environments for all waste hauling equipment. Constantly exposed to debris that can penetrate the seal and contaminate the hydraulic system, these revolutionary cylinders are equipped with nitrated rods, an enhanced seal configuration, and shavers that protect the cylinder from contamination. Available Durascope™ cylinders can reduce your maintenance costs by an average of 4%.

(*optional)

DURASCOPE™

PLOW-SHAPED PACKER PANEL

Debris should be directed into the body and not allowed to accumulate behind the packer. Therefore, the Wittke™ packer panel was designed with its innovative plow shape. The panel angles result in a more efficient transfer of force, resulting in a 12% higher compaction ratio and reducing daily cleaning costs.

Alternative Energy



COMPRESSED NATURAL GAS (CNG)



Wittke™ delivers the highest-quality, factory-installed compressed natural gas (CNG) solutions that are fully tested at our on-site CNG station. Wittke's manufacturing expertise in CNG is evident in every installation.

More Affordable: Substantially reduced fuel costs compared to diesel.

Cleaner: 23% less Greenhouse Gas Emissions compared to diesel engines.

Fuel Independence: Higher percentages of CNG are supplied from the U.S. and Canada compared to diesel.

Quieter: on average- 10 decibels lower than comparable diesel engines.

So why choose Wittke™ CNG? Wittke's thoroughly engineered CNG installations provide the best combination of price, efficiency, and quality- all while producing fewer emissions than traditional diesel engines. Additionally, Wittke™ offers on-the-roof, tailgate, or chassis-mounted CNG designs, to deliver optimal weight distribution, no matter the application.

ELECTRIC CHASSIS



The shift towards sustainability in North America is driving the demand of EVs in waste collection. Wittke™ units with EV chassis technology offer numerous benefits as waste collection companies aim to reduce their carbon footprint.

With zero carbon emissions, reduced noise, and lower routine maintenance costs EV chassis technology is filling the need for collection solutions that are carbon neutral and productive.

With a higher demand for Wittke™ EV Front Loaders, customers' positive feedback on their reliability, efficiency, and environmental benefits, it's time to join the movement towards a greener future by investing in a Wittke™ EV Front Loader.

The need for alternative energy is real. Meet that need with Wittke's seamless integration to a Battery-Electric chassis. For thoroughly engineered alternative energy solutions, the answer is always Wittke™.

		CNG				EV				
		50>82 DGE	50>96 DGE	50>100 DGE	60>97 DGE	FRAME	ROOF	CAB	TAILGATE	
WITTKE	Featherweight				CNG	CNG	CNG		CNG	EV
	Superduty				CNG	CNG	CNG		CNG	EV
	Starlight				CNG	CNG	CNG		CNG	EV

With an improved multiplex network and analog system, the Labrie Group has laid the foundations for a brand-new era in truck intelligence.

Cameras and monitors, scales, diagnostic tools, safety interlocks, alerts, GPS tracking, and more are now packaged in a more precise, reliable, and efficient Smart Collection Package.



ENVIROLINK - SMARTER COLLECTION PACKAGE IS ALSO A BRAND NEW, REENGINEERED MULTIPLEX SYSTEM.

- Robust, reliable, and powerful controllers communicate together (and with the chassis) via Controller Area Network (CAN) and J1939 protocols.
- Improved system architecture reduces the quantity of part numbers used and stocked for service, featuring modular harnesses widely used across the entire product line.
- EnviroLink™ features an all-new 80% larger Wide Video Graphics Array (WVGA) touch screen display that allows operators and maintenance personnel intuitive navigation through menus and information for user-friendly operation.

ENVIROLINK ALLOWS:

- Easy and fast unit program updates (by USB flash drive, by Ethernet cable, or over the air).
- Faster troubleshooting by allowing remote access to system inputs, system outputs, and controller status.
- Easy data collection and transmission
- And much, much more.

With an array of available safety & productivity features

- Robust HD Cameras (with shutter and heater) & Monitor System.
- Configurable automatic monitor view switching to provide optimal visibility while: dumping carts/containers, backing up, or performing other customer specified operations.
- Smart interlocks to ensure safe and productive operation.
- Newly redesigned Video Graphics Array (VGA) style fully configurable cluster for Labrie RH drive modification.
- Onboard Scale System infrastructure integrated as standard options into the cab harnesses (available underbody, on the rear axle, or on Front Loader forks).
- Collision Detection Systems (Front, Sides, and/or backup) [Ultrasonic or Radar].
- System integrated counting device available with or without integration to back-office systems.
- System integrated Engine or PTO hour meter.
- Arm auto-dump programming to avoid driver fatigue and injuries.
- Auto-packing after cart dumping to increase productivity.
- Auxiliary controls in remote locations to increase productivity.

Ultimate Ownership Experience

The Labrie Environmental Group is a proven leader in refuse and recycling collection vehicles in North America. The Labrie™, Leach™, and Wittke™ product lines are renowned for being the most reliable, efficient, productive, and smartest in the solid waste industry today.

Recognized for designing and producing the highest quality vehicles available, our customers benefit from a single trusted source of engineering expertise.

With the strongest distributor network in North America covering every state and province, take advantage of our quick delivery **Pronto Stock** opportunities and see our products in action with our demo program.



The group delivers the ultimate ownership experience with LabriePlus™ 24/7 Parts & Service team of experts located all over North America.

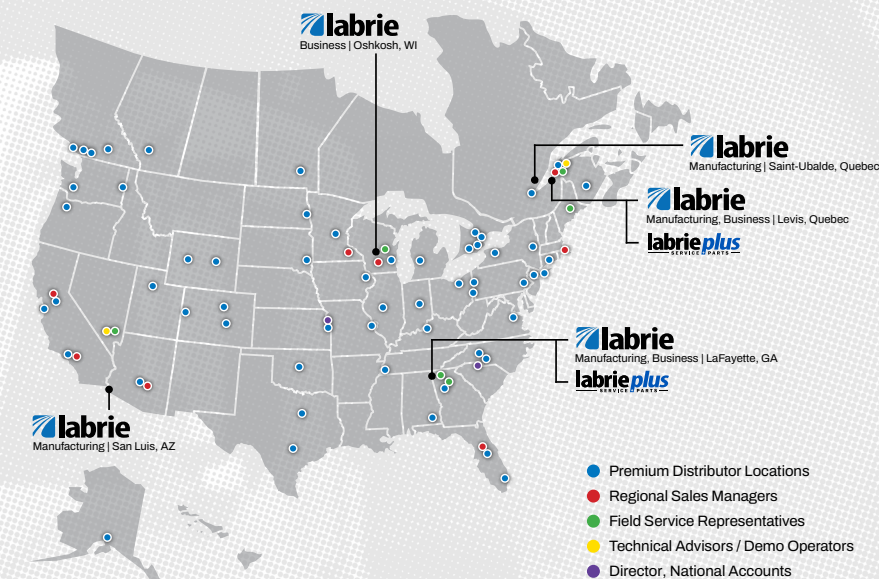
We continually push the boundaries of innovation to provide a greener, safer, smarter, and more efficient way of waste management and collection.

DRIVE EXCELLENCE with Labrie™, Leach™, and Wittke™ Trucks!

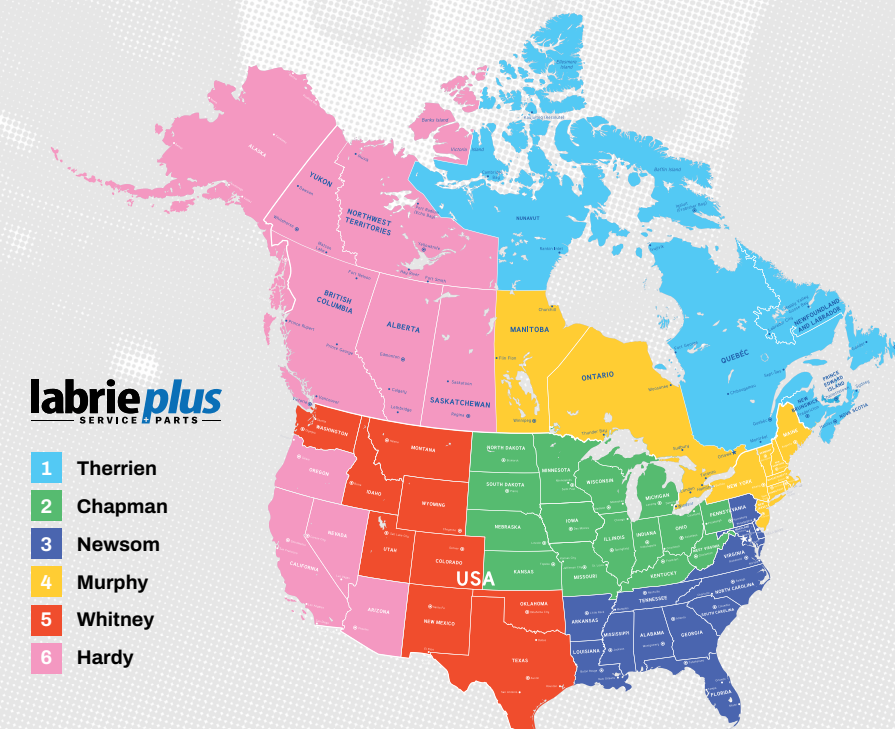

Distributor Network + LabriePlus Parts & Services

OUR NORTH AMERICAN NETWORK IS QUALITY DRIVEN

Our pursuit of excellence continues long after a Wittke™ truck is put into service. You can rely on a network of over 30 premium distributors with over 50 locations located throughout the United States and Canada that are highly trained to assist you.



labrieplus
SERVICE + PARTS



PREMIUM PRODUCTS, COME WITH PREMIUM SUPPORT

LabriePlus™ Parts & Service is a full-service customer support center located in the US and Eastern Canada. It provides 24/7 customer support and live assistance from a dedicated staff of professional representatives who support relationships between dealers, customers, and factories by providing quality replacement parts, premium hands-on field assistance, and live support.

Our highly skilled team of Field Service Representatives, strategically located around the US and Canada, is ready to provide on-site support if needed, helping us continue our pursuit of excellence in customer service.

Waste no time on maintenance with parts from
usa.labrieplus.com / canada.labrieplus.com

WITTKE

DRIVE EXCELLENCE™



175-B, route Marie-Victorin, Levis, Quebec, Canada, G7A 2T3
Toll Free: 1-800-463-6638 | Telephone: 418-831-8250
sales@labriegrup.com | www.labriegrup.com



United States of America
1198 Shattuck Industrial Blvd, Lafayette, GA, 30728
Toll Free: 1-800-231-2771
usa.labrieplus.com | partscenter@labriegrup.com

Canada
455 Avenue 1, Levis, Quebec, Canada, G6W 5M6
Toll Free: 1-877-452-2743
canada.labrieplus.com | labrieplusqc@labriegrup.com

Labrie Environmental Group is certified ISO 9001-2008 and attests to the quality of these products. Labrie Environmental Group has made every reasonable effort to ensure that the information contained in this brochure is accurate. However, we accept no responsibility for any errors or omissions, and we reserve the right to modify designs, characteristics and products at any time. Contact Labrie Environmental Group for prices and options or to obtain the phone number of your local Labrie Environmental Group distributor. For the most recent version of our spec sheets, please go to Labrie Environmental Group website at www.labriegrup.com. In case of discrepancy, the Web version takes precedence over any printed literature. PLEASE TAKE NOTICE that all sales of goods and/or services ("Product") by Labrie Environmental Group, Inc. ("Seller") are subject to and conditioned on Buyer's acceptance of Seller's current General Terms and Conditions of Sale. Seller specifically rejects any additional and/or conflicting terms and conditions proposed by Buyer unless expressly accepted in writing by an authorized officer of Seller.