



HYDRAULIC DOUBLE-SCISSOR LIFT

JUMBO LIFT NT

CONVENIENT PROVEN PROFITABILITY

WITH PATENTED
HyperFlow[®]
technology

WITH
TECHNOLOGY



360°
Access



THE MULTI-TASK EXPERT

- ✓ Convert any space a vehicle can be parked into a working bay with a lift
- ✓ Long lasting - German built
- ✓ Twin Cross Synchronization (NT) is the best hydraulic technology on the market
- ✓ The patented self-equalizing HyperFlow hydraulic system has NO switches, NO air and NO problems

7000 LBS | 9000 LBS

Made
in
Germany



HYDRAULIC DOUBLE-SCISSOR LIFT

JUMBO LIFT NT

Fast, flexible and always ready

Convert any space you can park a car into a working bay.

Long-lasting and safe, it features the best technology on the market:
The patented self-equalizing HyperFlow® hydraulic system.
No switches, no air, no problems.



Flexible width

Standard distance of 31" between the platforms can be changed during installation to meet your specific needs

6 reasons why the JUMBO NT is low maintenance

With its **compact oil-submerged motor** and **high quality steel construction**, the JUMBO NT is built to be long-lasting with low maintenance. The JUMBO **does not need any mechanical lock** thanks to the **redundant hydraulic system** and **automatic synchronization**. **Almost wear free** with no electrical or pneumatic components and no mechanical lock. All connections are fitted with lubricating points, ensuring smooth operation at all times.



A multi-tasking expert

- ✓ Suitable for vehicles from a subcompact to an extended cab pickup
- ✓ Flexible lifting platform: Approach and Exit ramps can be locked in place with one hand to increase the platform length by 13 ¾" or 27 ½"
- ✓ Lowest clearance lift of its kind in the industry


JUMBO LIFT NT 7 OR 9: WE OFFER THE RIGHT CAPACITY FOR ANY WORKSHOP



Very low construction: Perfect for sports cars



Adjustable ramps with flaps: Easy to lock and unlock with one hand



In-ground or above ground installation

TOP FEATURES AT ONE GLANCE

- **Adapts to a wide range of vehicles**
Flat construction and adjustable lifting platform
- **Lifting height**
Effective lifting stroke of 78 ¾"
- **HyperFlow® Technology**
Low maintenance and perfect synchronization at all times
- **Flexible**
Flexible installation width, no air access needed, easy to relocate




CHOOSE YOUR JUMBO SIZE

JUMBO LIFT NT	JUMBO 7	JUMBO 9
Lifting capacity (lbs)	7000	9000
Lifting time approx. (sec)	35	35
Lifting height (inch)	78 ¾"	78 ¾"
Drive-on height (inch)	4 ¼"	5 ¼"
Installation depth (inch)	4 ¼"	5 ¼"
Recommended total width (inch)	79 ½"	79 ½"
Platform width (inch)	24"	24"
Platform length (inch)	57 ½"-85"	57 ½"-85"
Power supply (V/Ph/Hz/A)	230/1/60/20	230/1/60/20
Motor (hp)	4	4


ACCESSORIES




Crush blocks 2"x6"x13"
(included)



Crush blocks 4"x6"x13"
(included)



Outriggers



Flush mount kit
(for inground installation)



Tuning Ramp RS (rubber)

ACCESSORIES INCLUDED	JUMBO 7	JUMBO 9
Polymer pad 2"x6"x13" (included) Item no.: 975041	✓	✓
Polymer pad 4"x6"x13" (included) Item no.: 973852	✓	✓

OPTIONAL	JUMBO 7	JUMBO 9
Fire galvanized	✓	✓
Tuning ramps RS for low clearance vehicles / set = 4 units Item no. 975679	✓	✓
Outriggers Item no. 066JLUS04001	✓	✓
Flush mount kit (for inground installation) Item no. 040JL08660	✓	✓

**More accessories
available**